


BOSCH

Invented for life

AutoDome 500i Series Intelligent PTZ Camera System



Bosch's AutoDome modular camera system is a revolutionary new concept in dome cameras. More than just a series of cameras, it's a dome platform built around a system of intelligent, interchangeable modules that allow you to update camera functionality quickly and cost-effectively. Using common components lets you install a basic camera system today and migrate to a more advanced version tomorrow – without having to replace the entire dome, thus protecting your initial investment.

Interchangeable modules

The entire AutoDome system is based on five interchangeable modules: the CPU, camera, housing, communications, and power supply. Simply swap one of AutoDome's interchangeable modules and quickly upgrade from analog to IP, color to day/night, or add motion detection, image stabilization, and AutoTrack. Never before have you had the ability to adapt a security system to your changing needs this quickly or inexpensively.

- ▶ Intelligent, high-speed PTZ dome
- ▶ Fully interchangeable CPUs, cameras, housings, communications, and mounts
- ▶ 26x and 18x day/night camera with 12x digital zoom
- ▶ Image stabilization, motion detection, and AutoTrack II with virtual masking
- ▶ Optional hybrid operation provides simultaneous analog (coax) and IP (MPEG-4) connectivity
- ▶ Privacy masks can be configured with up to 5 corners to cover complex shapes
- ▶ Advanced alarm control using "rules engine" for user-configurable alarm management
- ▶ UTP transmission standard on all analog models
- ▶ Cable compensation extends cabling distances
- ▶ Advanced diagnostics
- ▶ Three-year warranty

By using the same housing components, all installations have a consistent look, and observers have no idea which type of camera (if any) is watching over them. This unique, modular design also gives you the flexibility to move cameras between different housings when special coverage is needed, or as site plan requirements change. For example, an 18x PTZ camera over a specific area could easily be "hot-swapped" to a 26x day/night without removing the power. AutoDome's Ethernet communications module allows you to add IP functionality while maintaining connectivity to existing analog inputs and outputs.

500i Series highlights

AutoDome 500i Series adds real intelligence to your video surveillance applications. Equipped with AutoTrack II the latest version of Bosch's award-winning motion tracking software, built-in image stabilization, motion detection, and a sophisticated alarm handling "rules" engine, the AutoDome 500i Series incorporates advanced, intelligent video features unmatched by any other camera system. The AutoDome 500i Series supports a variety of standard and optional video and data transmission methods, including Bilinx (over coax and UTP), fiber, and even TCP/IP over Ethernet. Remote control, configuration, and firmware updates can also be performed over these cables, offering you unparalleled control of your cameras. Cable compensation provides extended coaxial and UTP distance runs while preventing the image quality degradation caused by signal losses from long cable lengths.

The optional IP Communications Module has hybrid functionality to protect your current analog technology investment while providing a clear and stable migration path to fully digital, IP-based solutions. This allows you to move to IP video at your own pace – all at once or one camera at a time. And since all AutoDome modules are completely interchangeable, there is no need to replace expensive components (e.g., cameras) or labor-intensive components (e.g., mounts and housings).

Functions

The following are some of the features that make the AutoDome 500i Series the most flexible PTZ dome camera systems in the security industry.

High-performance PTZ day/night cameras

Image control and quality are integral aspects of any PTZ dome system, and the AutoDome delivers with 470/460 TVL (NTSC/PAL) horizontal resolution. The 500i Series is available with either an 18x or 26x optical zoom lens, and all 500i Series systems offer a full 12x digital zoom. The patented AutoScaling (proportional zoom) and AutoPivot (automatically rotates and flips the camera) ensure optimal control.

Day/night capabilities and outstanding sensitivity make 500i Series cameras exceptional performers in all lighting conditions. In low light, these cameras automatically switch from color to monochrome by removing the IR filter to boost the infrared illumination sensitivity, while maintaining superior image quality. For operation in the darkest conditions, the SensUp control feature automatically reduces the shutter speed to as little as one second. This increases sensitivity by more than 50 times.

With super-quick, 360° per-second pan and tilt speeds, the AutoDome 500i Series outperforms other domes in its class. The 500i Series supports 99 pre-positions and two styles of Guard Tours: Preset and Record/Playback. The preset tour has capability for up to 99 pre-positions with a configurable dwell time between pre-positions, and can be customized as to the order and frequency each preset is visited. AutoDome 500i Series also provides support for two recorded tours, which have a combined duration of 15 minutes of movements. These are recorded macros of an operator's movements, including pan, tilt, and zoom activities, and can be played back in a continuous manner.

Supported menu languages include: English, French, German, Spanish, Portuguese, Italian, Dutch, and Polish.

AutoTrack II

Bosch introduced the industry's first automated motion tracking system, and now we've made this award-winning technology even better. The AutoDome 500i Series contains an advanced DSP that provides real-time video processing for incredibly smooth object tracking.

AutoTrack II utilizes Bosch's unique "virtual masking" technology. These "invisible" masks are created to act just like privacy masks, except that only the AutoTrack can see them – and it knows to ignore any motion behind them. This enables the AutoTrack to ignore extraneous background motion, such as a tree blowing in the wind, making it ideal for both indoor and outdoor applications.

Video motion detection (VMD)

With AutoDome, you can create a "region of interest" within a preset position where motion is to be detected. The AutoDome 500i Series supports a total of 10 individual regions of interest (one per pre-position). VMD also takes advantage of virtual masking to ignore areas of unwanted motion.

Image stabilization

As PTZ cameras continue to improve their optical zoom capabilities, image stabilization is critical. A mere quarter-inch of movement of the camera mount can shift the field of view by more than 20 feet when the camera is zoomed to a high value. This can render images unusable.

Image stabilization algorithms included with the AutoDome 500i Series greatly reduce camera shake in both the vertical and horizontal axis, resulting in exceptional image clarity. Bosch's unique image stabilization solution does not reduce camera resolution, unlike competitive systems.

Alarm management

The AutoDome 500i Series takes alarm handling to new levels of flexibility and power.

Inputs and outputs

The AutoDome 500i Series can handle seven alarm inputs, two of which are analog inputs that can be programmed for EOLR (End-of-Line Resistor) supervision whenever true security applications require it. This enables the dome to "sense" if the contact is opened or closed and whether the wire has been tampered with (either by being cut or shorted). In addition, the AutoDome 500i Series supports four outputs: one relay rated at two amps and three additional open collectors for driving external devices. Each can be programmed individually.

Advanced alarm control

This new concept in flexibility goes beyond simple alarm handling. Advanced alarm control uses sophisticated rules-based logic to determine how to manage alarms. In its most basic form, a “rule” could define which input(s) should activate which output(s). In a more complex form, inputs and outputs can be combined with pre-defined or user-specified keyboard commands to perform advanced dome functions. There is virtually no limit to the number of combinations that you can program, making the standard software in the dome ready for any application.

Superior privacy masking

The AutoDome 500i Series allows for a total of 24 individual privacy masks, with up to eight displayed in the same scene. Unlike conventional privacy masks, these can each be programmed with three, four, or even five corners to cover more complex shapes. Each mask changes size and shape smoothly and quickly – ensuring that the covered object cannot be seen. You also have a choice of colors: black, white, and blurred. Blurred comes in handy when privacy is an issue, but determining the presence of motion is still required.

Optional hybrid analog/IP operation

Optional hybrid connectivity allows the AutoDome to simultaneously stream IP video across a local or wide area network, and CVBS video via coaxial cabling to support existing analog equipment. Network video streams are sent over IP networks and can be viewed with the Bosch DiBos Digital Video Recorder, or on a PC running VIDOS video management software. Alternatively, a Bosch IP video decoder can be used to display the video on an analog CVBS or VGA monitor. For maximum accessibility, video can be viewed using a Web browser. The BNC connection provides direct input to a conventional analog matrix switcher or DVR, further enhancing AutoDome’s viewing and recording flexibility. Hybrid operation allows simultaneous dome control over the network and via bi-phase analog controllers.

MPEG-4 encoding

AutoDome’s IP Communications Module uses the latest MPEG-4 compression technology to provide DVD-quality 4CIF video at frame rates up to 25/30 PAL/NTSC images per second (IPS). The IP module also leverages bandwidth throttling and multicasting capabilities to efficiently manage bandwidth and storage requirements while delivering the best possible image quality and resolution.

Tri-streaming video

Bosch’s innovative tri-streaming feature enables AutoDomes equipped with the optional IP Communications Module to generate two independent MPEG-4 streams and a JPEG stream simultaneously. This allows you to stream high-quality images for live viewing while recording at a reduced frame rate, and at the same time, stream JPEG images to a remote PDA device.

Unsurpassed reliability

AutoDome builds on Bosch’s 10-plus years of experience designing and manufacturing dome camera systems. All AutoDome pendant housings (indoor and outdoor) are rated to provide IP 66 protection. Outdoor EnviroDome housings provide an operating temperature range down to –40°C (–40°F). The optional “XT” extended temperature kit allows AutoDome to operate in temperatures down to –60°C, (–76°F) ensuring reliable operation in even the harshest environments.

All housings come standard with a rugged polycarbonate bubble, recessed set screws, and a recessed bubble latch to reduce the chance of damage from vandalism. Inside the dome, the power, data, and video are all protected against unexpected surges of power.

Ease of installation and servicing

Bosch’s innovative software, the Configuration Tool for Imaging Devices (CTFID), allows operators or technicians to control the PTZ, change camera settings and even update firmware from virtually anywhere without need for additional wiring. For the new Ethernet versions, an embedded Web server lets the installer access all the user settings, make camera adjustments, and update firmware via a standard Web browser.

AutoDome’s innovative design simplifies installation and servicing. AutoDome reduces maintenance costs because you can replace individual modules instead of entire camera assemblies. Simply pop out the old module and slide in the new: it’s almost as easy as changing a light bulb. All tethers have been replaced with hinges, making installation and servicing safer and easier. You can even access the built-in power supply without taking down the dome.

The AutoDome 500i Series has advanced, built-in diagnostics to simplify service and minimize downtime. Using the On Screen Display (OSD), a technician can quickly and easily check critical parameters (such as internal temperature and input voltage level) to verify that the dome is functioning within acceptable operating limits. If video is not present, a local inspection of three diagnostic LEDs at the camera site can identify the presence of video and control data.

Feature Comparison Matrix

The following table provides an overview of the AutoDome camera family and its available features:

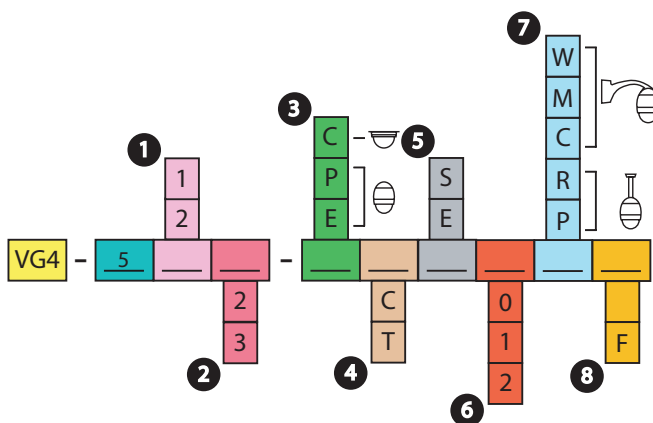
	AutoDome 100 Series	AutoDome 200 Series	AutoDome 300 Series	AutoDome 500i Series
Standard Features:				
Interchangeable modules	■	■	■	■
High speed PTZ	■	■	■	■
Preset shots		64	99	99
Guard tour		■	■	■
Alarm inputs/outputs			7/4	7/4
High resolution camera	■	■	■	■
Day/night operation	■	■	■	■
IR sensitive	■	■	■	■
SensUp extended sensitivity	■	■	■	■
UTP/coax transmission	■	■	■	■
Hybrid analog/IP connectivity	■	■	■	■
Binix remote configuration*	■	■	■	■
Cable compensation	■	■	■	■
Hot-swap camera modules	■	■	■	■
Ruggedized, vandal-resistant enclosure	■	■	■	■
Advanced Features:				
AutoTrack II motion tracking				■
Video motion detection				■
Image stabilization				■
Privacy masking and sector blanking			■	■
Advanced alarm control			■	■

*Compatible over Coax and UTP transmission only. Remote configuration over IP via web interface.

Certifications and Approvals

Electromagnetic Compatibility (EMC)	Complies with FCC Part 15, ICES-003, and CE regulations
Product Safety	Complies with CE regulations, UL, CSA, EN, and IEC Standards

Installation/Configuration Notes



Ordering Information

- | | |
|---------------------------|-------------------------|
| 1 Video Format | 6 Power |
| 1 PTZ PAL | 0 24 VAC ¹ |
| 2 PTZ NTSC | 1 120 VAC |
| 2 Camera Type | 2 230 VAC |
| 2 18x Day/Night PTZ | 7 Mount |
| 3 26x Day/Night PTZ | W Wall |
| 3 Enclosure | M Mast |
| C In-ceiling ² | C Corner |
| P Indoor Pendant | R Roof ⁴ |
| E Outdoor Pendant | P Pipe |
| 4 Bubble | - No Mount ² |
| C Clear Rugged | 8 Fiber Optics |
| T Tinted Rugged | - No Fiber |
| 5 Communications | F Fiber ³ |
| S Standard (Coax/UTP) | |
| E Ethernet (TCP/IP) | |

1 No transformer included. Customer must supply an approved 24 VAC limited power supply (VG4-A-PSUx or equivalent). Not available with fiber optic option.
 2 Recessed in-ceiling housing units do not require kit options for reference numbers 6, 7, or 8.
 3 Fiber optic option is multi-mode with bi-phase. Requires LTC 4629 at the system.
 4 Roof mount mounts to vertical Parapet. For flat roof installation, order an additional LTC 9230/01 Flat Roof Adapter Plate.

Technical Specifications

18x Day/Night

Imager	1/4 in. Exview HAD CCD (752 x 582 PAL)/(768 x 494 NTSC)	
Lens	18x Zoom (4.1–73.8 mm) F1.4 to F3.0	
Focus	Automatic with manual override	
Iris	Automatic with manual override	
Field of View	2.7° to 48°	
Video Output	1.0 Vp-p, 75 Ohm	
Gain Control	Off/Auto (with adjustable limit)	
Synchronization	Line-Lock (–120° to 120° vertical phase adjust) or internal crystal	
Aperture Correction	Horizontal and vertical	
Digital Zoom	12x	
Horizontal Resolution	470 TVL (NTSC)/460 TVL (PAL)	
Sensitivity (typical) ⁵	30 IRE	50 IRE
Day Mode		
SensUp Off	0.4 lx	0.7 lx
SensUp On	0.0041 lx	0.0082 lx
Night Mode		
SensUp Off	0.05 lx	0.17 lx
SensUp On	0.0007 lx	0.0013 lx
SNR	>50 dB	
White Balance	2000 K to 10,000 K	

⁵ F1.4, 1/60 (1/50) shutter, max AGC.

Camera 26x Day/Night

Imager	1/4-in Exview HAD CCD (752 x 582 PAL)/(768 x 494 NTSC)	
Lens	26x Zoom (3.5–91.0 mm) F1.6 to F3.8	
Focus	Automatic with manual override	
Iris	Automatic with manual override	
Field of View	2.3° to 55°	
Video Output	1.0 Vp-p, 75 Ohm	
Gain Control	Off/Auto (with adjustable limit)	
Synchronization	Line-Lock (–120° to 120° vertical phase adjust) or internal crystal	
Aperture Correction	Horizontal and vertical	
Digital Zoom	12x	
Horizontal Resolution	470 TVL (NTSC)/460 TVL (PAL)	
Sensitivity (typical) ⁶	30 IRE	50 IRE
Day Mode		
SensUp Off	0.5 lx	1.0 lx
SensUp On	0.0052 lx	.013 lx
Night Mode		
SensUp Off	0.10 lx	0.26 lx
SensUp On	0.0013 lx	0.0026 lx
SNR	>50 dB	
White Balance	2000 K to 10,000 K	

⁶ F1.6, 1/60 (1/50) shutter, max AGC.

Mechanical/Electrical

Model	In-Ceiling	Indoor	EnviroDome®
		Pendant	
Weight	5.86 lb (2.66 kg)	6.3 lb (2.88 kg)	7.3 lb (3.32 kg)
Pan Range	360° cont.	360° cont.	360° cont.
Tilt Angle	1° above horizon	18° above horizon	18° above horizon
Variable Speed	0.1°/s-120°/s	0.1°/s-120°/s	0.1°/s-120°/s
Pre-position Speed	Pan: 360°/s Tilt: 210°/s	Pan: 360°/s Tilt: 210°/s	Pan: 360°/s Tilt: 210°/s
Preset Accuracy	± 0.1° typ.	± 0.1° typ.	± 0.1° typ.
Power	21-30 VAC 50/60 Hz	21-30 VAC 50/60 Hz	21-30 VAC 50/60 Hz
Power Draw: (typ)			
Analog Models	15 W	15 W	51 W ⁷
Ethernet Models	19 W	19 W	55 W ⁷

⁷ Add 16 W if using VG4-SHTR-XT kit.

Surge Suppression

Protection on Video	Peak current 10 kA (Gas Tube Arrester), peak power 1000 W (10/1000i)
Protection on RS-232/485, Bi-Phase	Peak current 10 A, peak power 300 W (8/20i)
Protection on Alarm Inputs	Peak current 17 A, peak power 300 W (8/20i)
Protection on Alarm Outputs	Peak current 2 A, peak power 300 W (8/20i)
Protection on Relay Outputs	Peak current 7.3 A, peak power 600 W (10/1000i)
Protection on Power Input (Dome)	Peak current 7.3 A, peak power 600 W (10/1000i)
Protection on Power Output (Arm Power Supply)	Peak current 21.4 A, peak power 1500 W (10/1000i)

Environmental

Model	In-Ceiling	Indoor Pendant	EnviroDome®
Design Rating	IP54	IP66	IP66
Operating Temp.	-10°C to 40°C (14°F to 104°F)	-10°C to 40°C (14°F to 104°F)	-40°C to 50°C (-40°F to 122°F)
Storage Temp.	-10°C to 60°C (14°F to 140°F)	-10°C to 60°C (14°F to 140°F)	-40°C to 60°C (-40°F to 140°F)
Humidity	0% to 90% relative, non-condensing	0% to 90% relative, non-condensing	0% to 100% relative, condensing

Miscellaneous

Sectors/Titling	16 independent sectors with 16-character titles/sector
Camera Setup/Control	Bi-Phase, RS-232, RS-485, Bilinx ⁸ (coax)
Communications Protocols	Bi-Phase, Bilinx ⁸ , Pelco P, and Pelco D
Pre-positions	99, each with 16-character titles
Guard Tours	Two (2) types of tours: <ul style="list-style-type: none"> Recorded tours - two (2), total duration 15 minutes Preset tour - one (1), consisting of up to 99 scenes, consecutively and (1) customized up to 99 scenes
Supported Languages	English, French, German, Spanish, Portuguese, Polish, Italian, and Dutch

8 Bilinx not available on Ethernet models.

Cable Compensation

Max Distance	With Pre-comp OFF	With Pre-comp ON
RG-59/U	1000 ft (300 m)	2000 ft (600 m)
RG-6/U	1500 ft (450 m)	3000 ft (900 m)
RG-11/U	2000 ft (600 m)	4000 ft (1200 m)
Cat 5/UTP (Passive receiver)	750 ft (225 m)	1500 ft (450 m)

User Connections

Power (Camera)	21-30 VAC, 5/60 Hz
Power (Heater)	21-30 VAC, 50/60 Hz
Bi-Phase ±	Control Data
Audio Line In ⁹	9 K ohm typ, 5.5 Vp-p max
RS-232 RX/TX or RS-485 ± - optional control data (dip switch selectable)	
Video	BNC/UTP ¹⁰
EOLR Alarm Inputs (2)	Programmable for "normally open", "normally closed", "normally open-supervised", "normally closed-supervised"
Alarm Inputs (5)	Programmable for "normally open" or "normally closed"
Relay Out (1)	Dry contact output rating: 2 A @ 30 VAC
Open Collector Outputs (3)	32VDC@150 ma max

9 With Ethernet models, the bi-phase ± can optionally be used as the audio line in connector.

10 Ethernet models have no UTP analog output only BNC (coax).

Mounts/Accessories

Pendant Arm Mounts

Wall Arm (No Transformer)	ENV-PA0
Wall Arm (120/230 VAC Transformer)	VGA-A-PA1 / VG4-A-PA2
Wall Arm (120/230 VAC Transformer and Fiber Optics)	VGA-A-PA1F / VG4-A-PA2F

Optional Mounting Plates for Arm Mounts

Corner Mounting Plate	LTC 9542/01
Mast (Pole) Mounting Plate	LTC 9541/01

Pendant Pipe Mounts

Pipe Mount Cap	VG4-A-9543
----------------	------------

Pendant Roof Mounts

Roof (Parapet) Mount	VG4-A-9230
----------------------	------------

Optional Mounting Plates for Roof Mounts

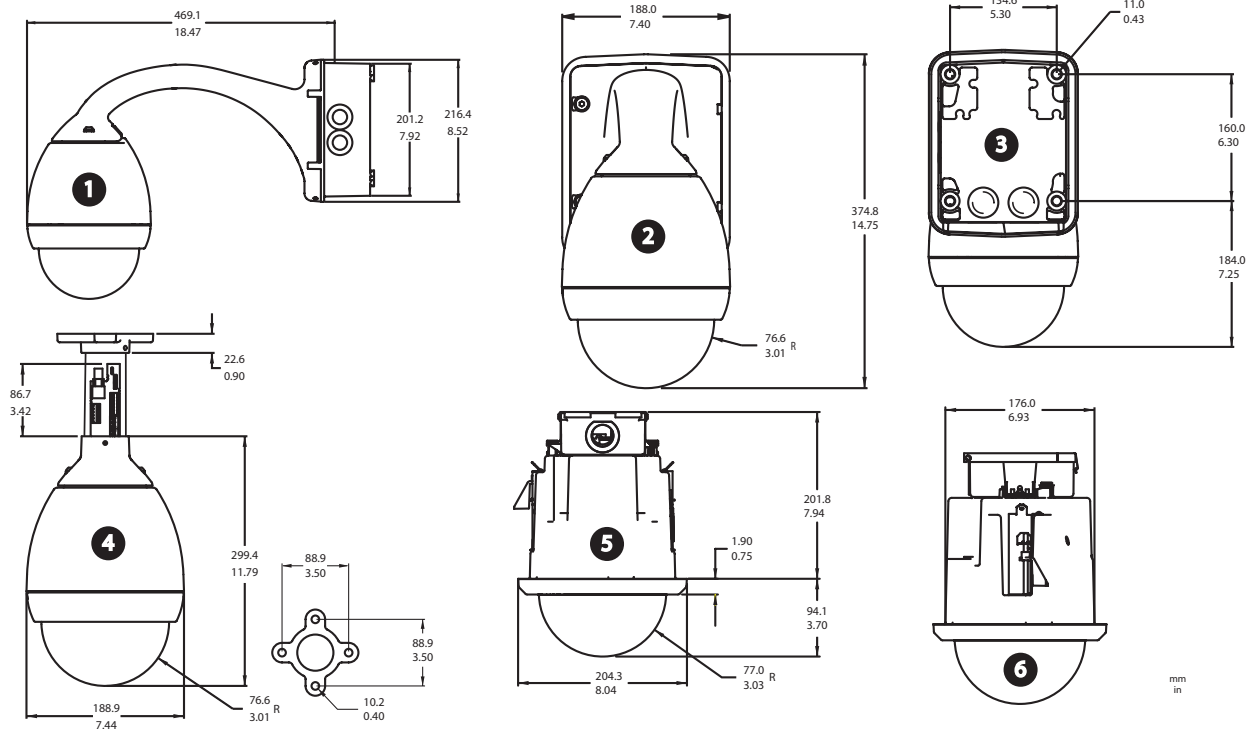
Flat Roof Adapter for Parapet Mount	LTC 9230/01
-------------------------------------	-------------

Power Supplies

Outdoor Power Supply Box (120/230 VAC Transformer)	VG4-A-PSU1 / VG4-A-PSU2
Outdoor Power Supply Box (120/230 VAC Transformer and Fiber Optics)	VG4-A-PSU1F / VG4-A-PSU2F
Extended temp heater module extends temperature range to -60°C (-76°F) for EnviroDome [®] only	VG4-SHTR-XT

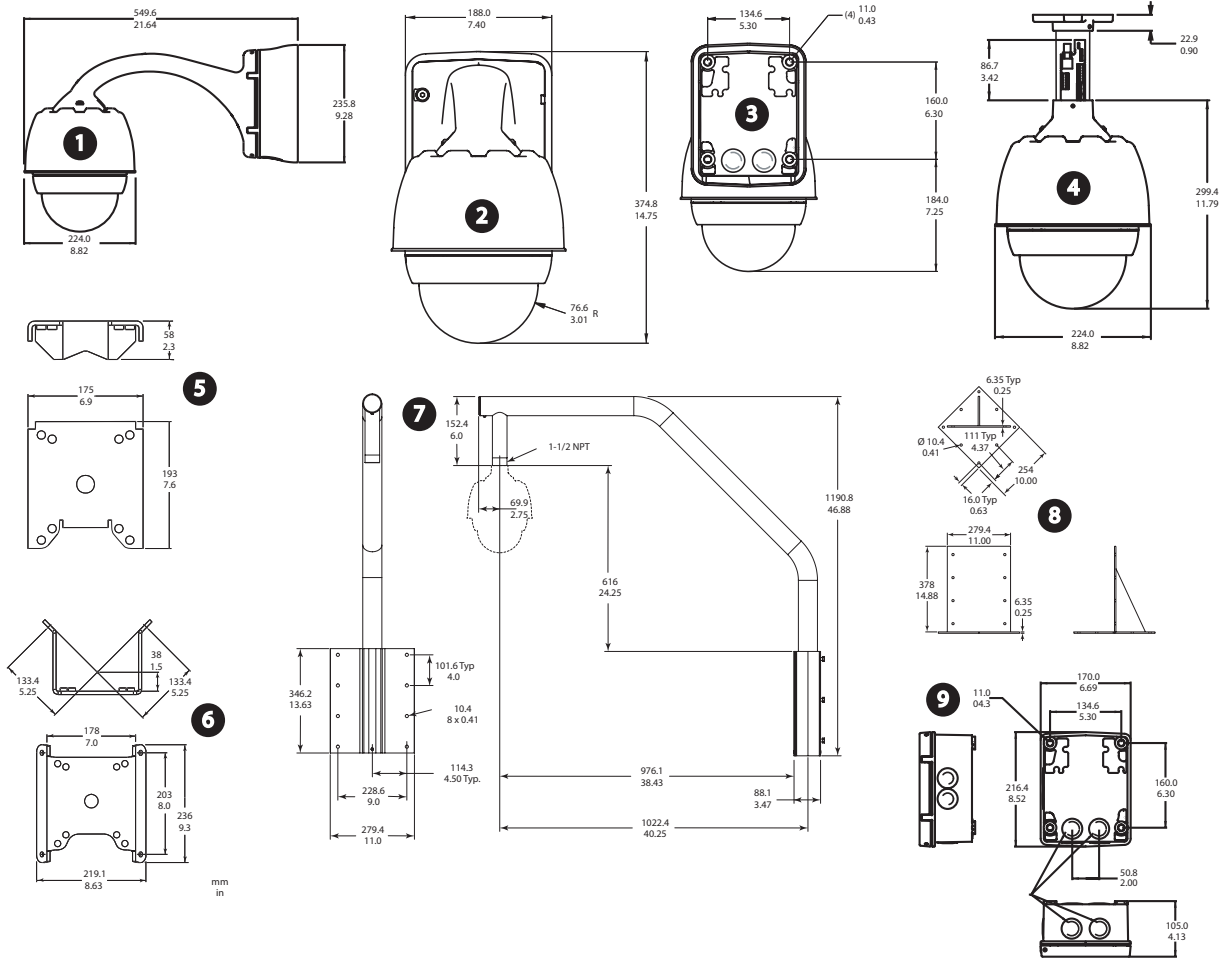
Fiber Optic Models

Optical Fiber Compatibility	50/125 mm, 62.5/125 mm, low loss multimode glass fiber, rated for a minimum system bandwidth of 20 MHz (video 850 nm/Control 1300 nm)
Max Distance	4 km (2.5 miles)



Indoor System Dimensions

Reference	Description	Reference	Description
1	Wall Mount – Side with power supply and trim skirt removed	4	Pipe Mount
2	Wall Mount – Front with power supply and trim skirt	5	In-ceiling Mount – Front
3	Wall Mount – Back with power supply and trim skirt	6	In-ceiling Mount - Side



Outdoor System Dimensions

Reference	Description	Reference	Description
1	Wall Mount – Side with power supply and trim skirt	6	Corner Mount
2	Wall Mount – Front with power supply and trim skirt	7	Roof Mount
3	Wall Mount – Back with power supply and trim skirt	8	Roof Mount Adapter
4	Pipe Mount	9	Power Supply for Pipe and Roof Mounts
5	Mast Mount		

Europe, Middle East, Africa:

Bosch Security Systems B.V.
P.O. Box 80002
5600 JB Eindhoven, The
Netherlands
Phone:+31 (0) 40 27 83955
Fax:+31 (0) 40 27 86668
emea.securitysystems@bosch.com
<http://www.boschsecurity.com>

Americas:

Bosch Security Systems, Inc.
130 Perinton Parkway
Fairport, New York, 14450, USA
Phone:+1 800 289 0096
Fax:+1 585 223 9180
security.sales@us.bosch.com
<http://www.boschsecurity.us>

Asia-Pacific:

Bosch Security Systems Pte Ltd
38C Jalan Pemimpin
Singapore 577180
Phone:+65 6319 3450
Fax:+65 6319 3499
apr.securitysystems@bosch.com
<http://www.boschsecurity.com>

Represented by